



**THE EXPANDED  
METAL COMPANY**

# 0794SF

**DESCRIPTION:** Large, Expanded, Flattened, Stainless Steel

P01400


DIAMOND



STAINLESS STEEL



FLATTENED



|                                |                                   |                                |
|--------------------------------|-----------------------------------|--------------------------------|
| <b>SKU Range</b>               | <b>Pattern</b>                    | <b>Form</b>                    |
| P01400                         | 0794SF                            | Flattened                      |
| <b>Profile</b>                 | <b>Longway Aperture (LWA)</b>     | <b>Shortway Aperture (SWA)</b> |
| Diamond                        | 14.22mm                           | 4.58mm                         |
| <b>Strand Width AF* (SWDT)</b> | <b>Strand Thickness AF* (STK)</b> | <b>Material</b>                |
| 1.83mm                         | 0.86mm                            | Stainless Steel                |
| <b>Finish</b>                  | <b>Open Area (%)</b>              | <b>Weight (KG/EA)</b>          |
| Mill Finish                    | 56%                               | 4.69kg                         |
| <b>Sheet (LWM)</b>             | <b>Sheet (SWM)</b>                |                                |
| 1250mm                         | 1250mm                            |                                |

\*AF: After Flattening

If not otherwise specified, tolerances are in line with our standard factory tolerances available upon request. Due to the manufacturing processes and the nature of expanded metal, all dimensions are within nominal tolerances with no guarantee given in respect of squareness or flatness nor can we guarantee that expanded mesh will be free from surface marks, knife marks and scratches. 'LWP' and 'SWP' dimensions are measured between knuckle centres for raised mesh.

## ACCREDITATIONS

With our strong heritage and experience, we pride ourselves on delivering a quality product and working to the highest possible standard. Below is just a selection of the awarding bodies and accreditors who recognise our dedication to delivering an impeccable service and rigorously tested product.



+44 (0) 1429 867 388

[expandedmetalcompany.co.uk](http://expandedmetalcompany.co.uk)

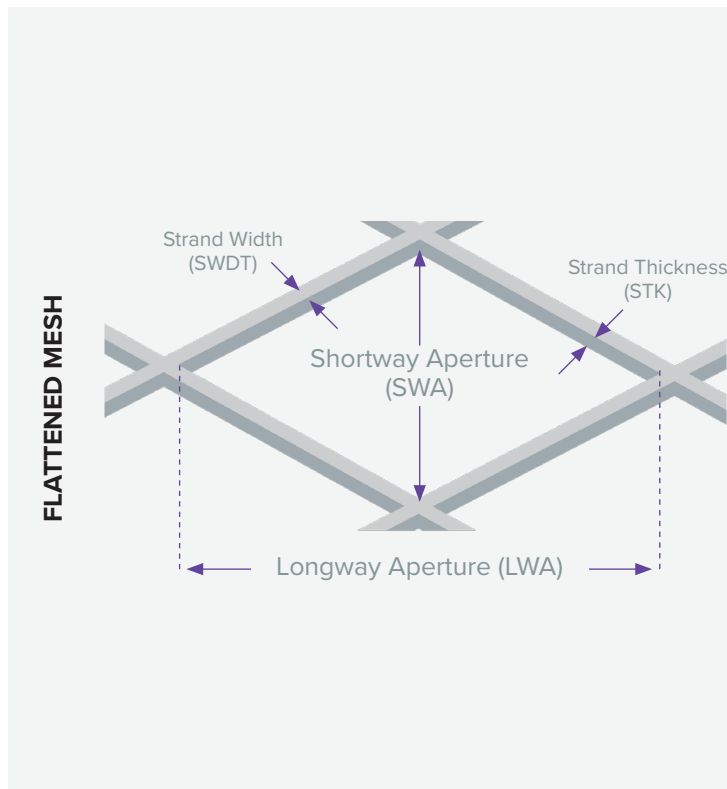
[sales@exmesh.co.uk](mailto:sales@exmesh.co.uk)



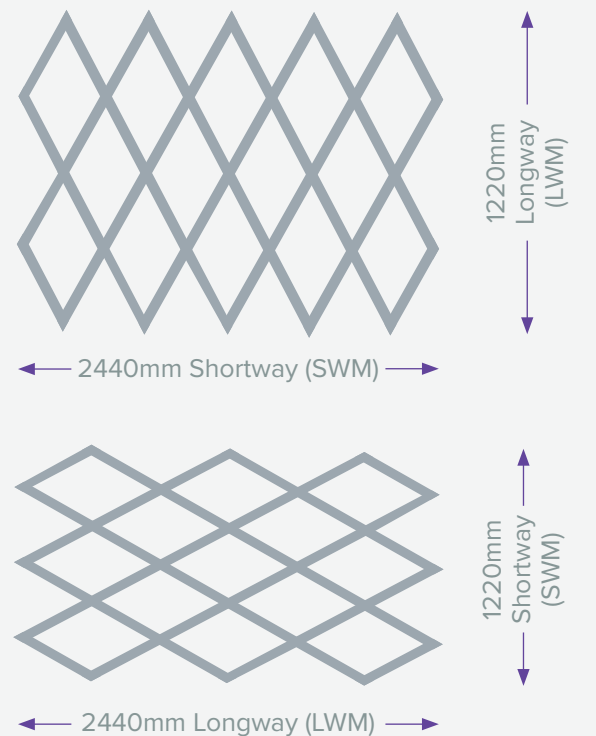
## MESH MEASURING GUIDE

Our guide to measuring raised and flattened meshes, and mesh orientation.

### MESH STRUCTURE



### SHEET ORIENTATION



## QUALITY INFORMATION

Unless otherwise specifically stated all specifications and particulars of weights and dimensions stated are approximate only and are manufactured to nominal manufacturing tolerances.

In the spirit of continuous product development and improvement, we reserve the right to change product specifications without notice.

## HEALTH & SAFETY INFORMATION

### COSHH

We are not aware of any risk to individuals arising from chemicals or other substances present on or in our products from reasonable usage. However, there exists the possibility of superficial injury in the form of cuts or grazes due to the nature of metal generally. Suitable PPE should be used when handling our product.